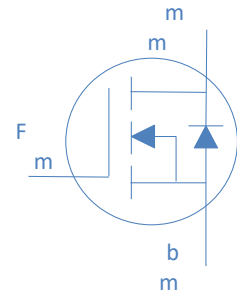





tti  
 v v b m  
 m nb b  
 m nb nb tti m

		W

b m  
 nb m tti b b m m  
 v b m m B btti  
 v  
 B m




=25 (unless otherwise specified)

		=25		
			±20	
		=25		
		=25		

		JC		W
		JA		W



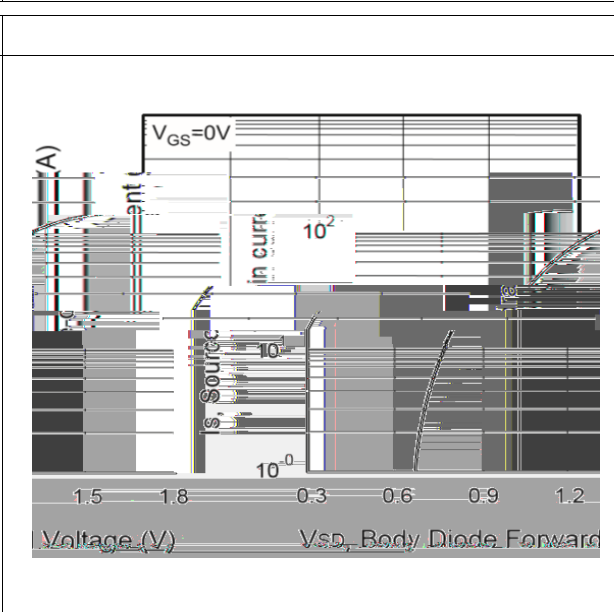
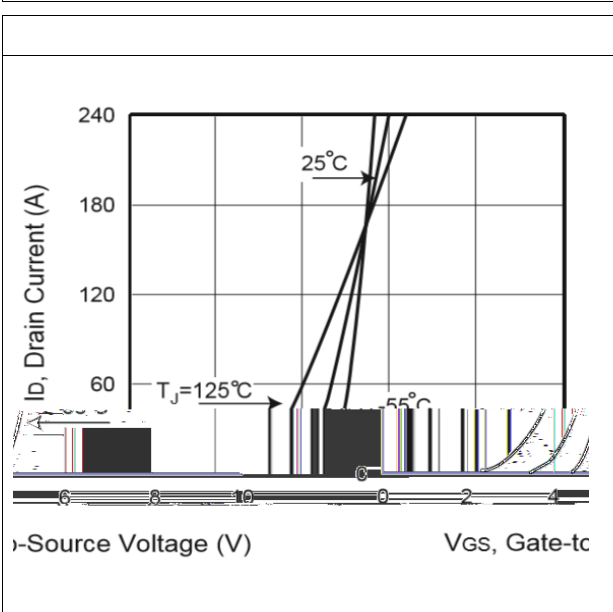
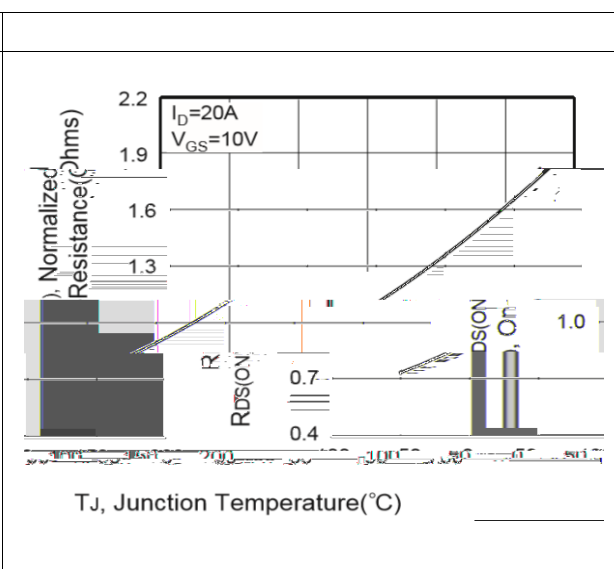
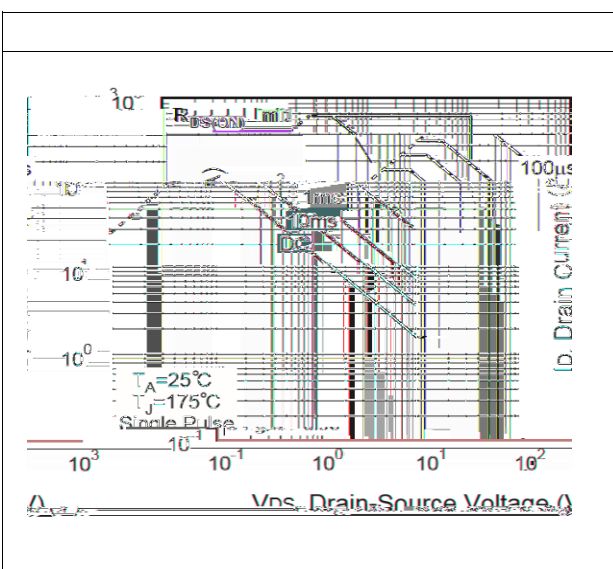
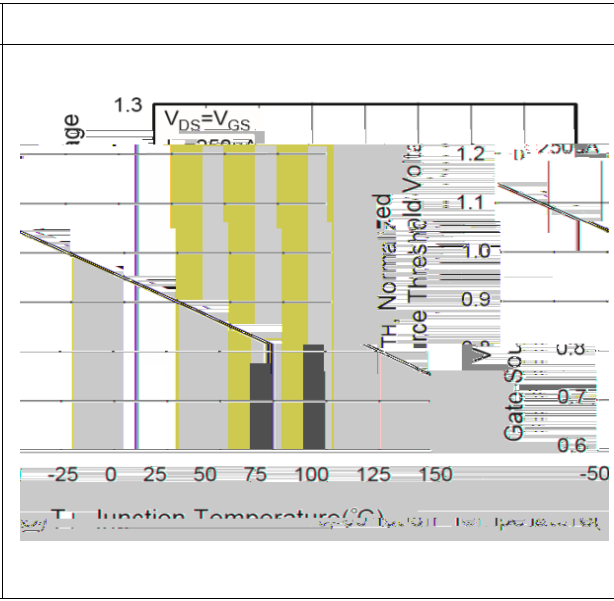
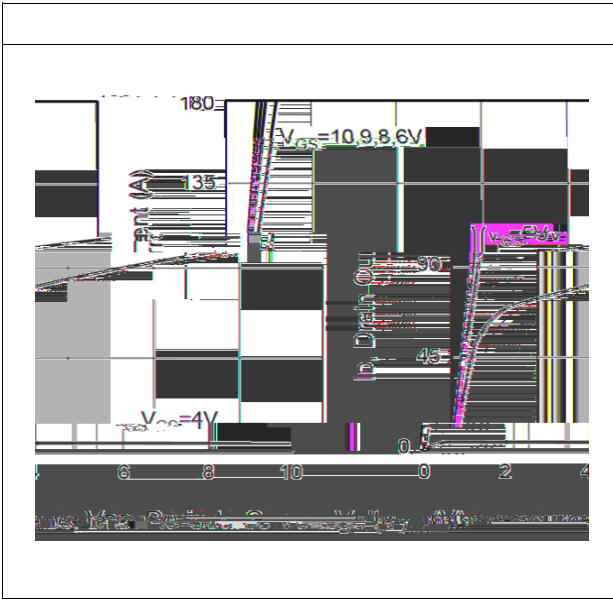
m  
m

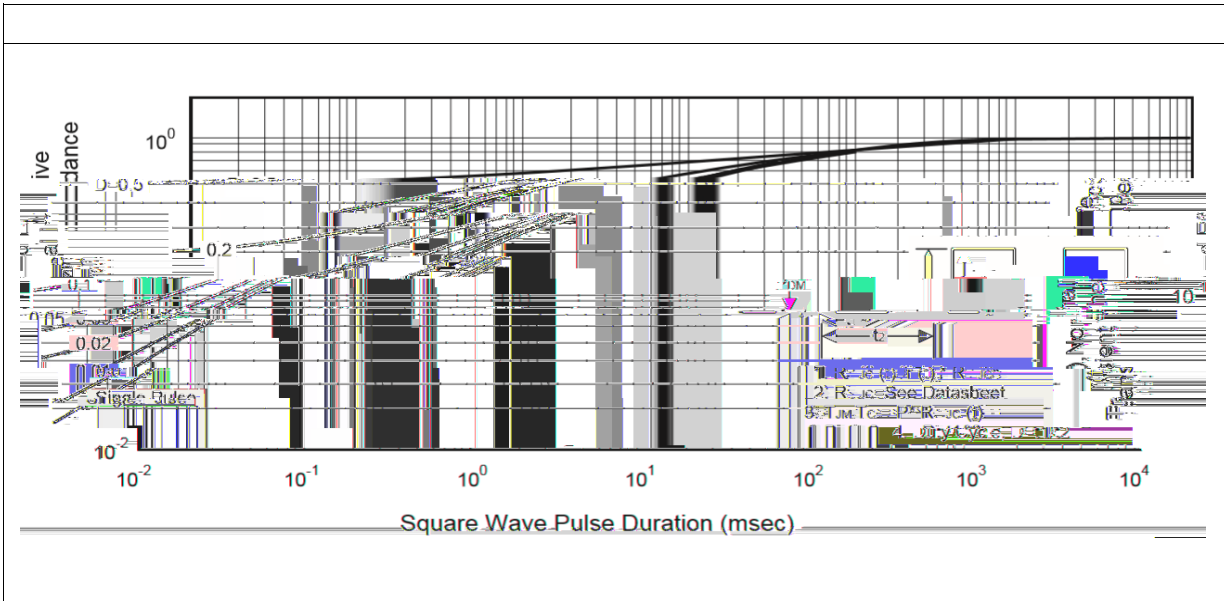
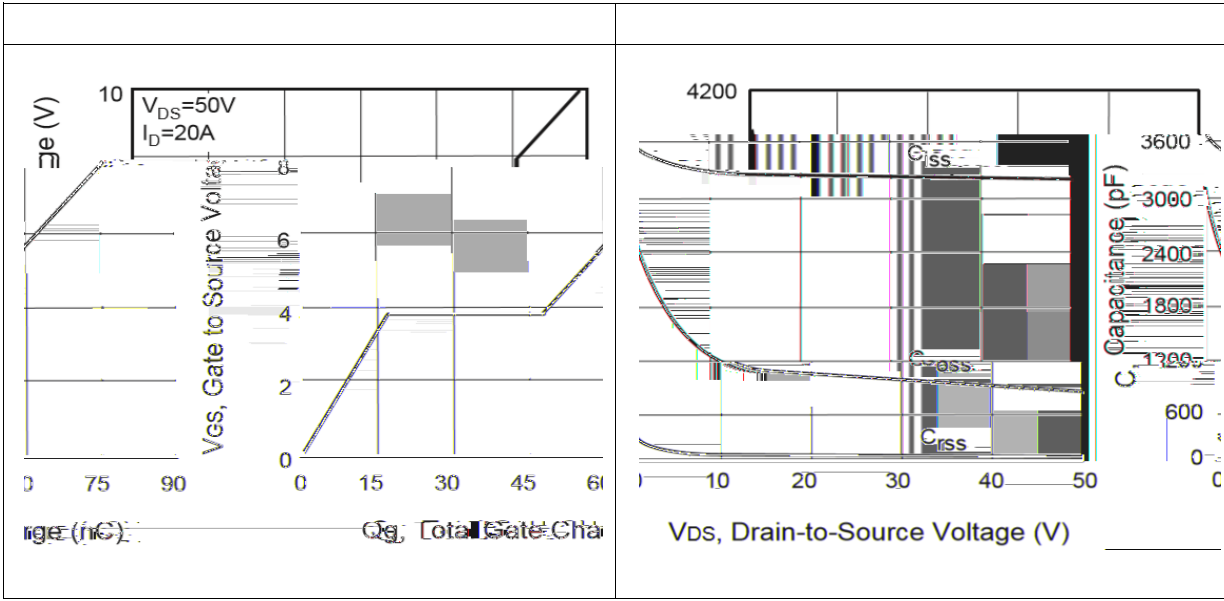
=±20V, V


±

W

W

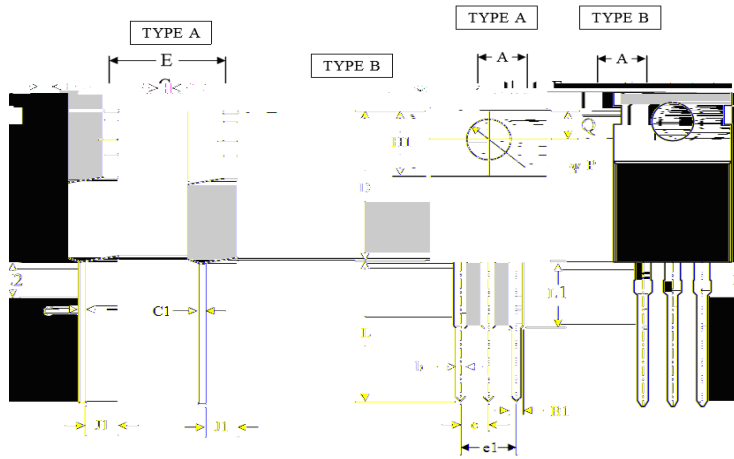




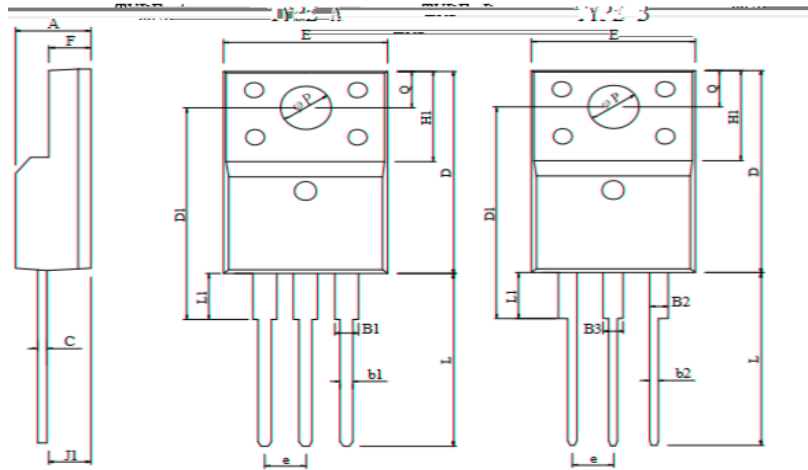




TO-220, 3 leads Type B)



SYMBOLS	MILLIMETERS		INCHES	
	MIN	MAX	MIN	MAX
A	1.220	1.397	0.048	0.055
B	10.433	11.778	0.411	0.464
b	0.610	0.910	0.024	0.036
c	0.356	0.530	0.014	0.021
c1	0.45	0.61	0.018	0.024
E	11.942	14.625	0.470	0.576
F	9.652	11.0668	0.380	0.420
e	2.540 BSC		0.100 BSC	
e1	2.540 BSC		0.100 BSC	
F	1.220	1.397	0.048	0.055
HI	5.842	6.858	0.230	0.270
J1	2.032	2.921	0.080	0.115
L	12.700	14.732	0.500	0.580
LI	3.400	4.000	0.134	0.150
P	7.925	9.140	0.312	0.358
Q	3.550	4.090	0.139	0.161
Q	2.540	3.429	0.100	0.135



SYMBOLS	MILLIMETERS		INCHES	
	MIN	MAX	MIN	MAX
A	4.500	5.000	0.177	0.197
B1	1.000	1.500	0.039	0.059
B2	1.030	1.330	0.041	0.052
B3	1.000	1.300	0.039	0.051

A	4.500	5.000	0.177	0.197
B1	1.000	1.500	0.039	0.059
B2	1.030	1.330	0.041	0.052
B3	1.000	1.300	0.039	0.051
C	0.42	0.7	0.017	0.028
D	15.670	16.070	0.617	0.633
E	14.890	16.000	0.583	0.630
F	9.960	10.360	0.392	0.408
G	2.340	2.740	0.092	0.108
H	2.340	2.740	0.092	0.108
I	6.480	6.90	0.255	0.272
J	2.550	2.950	0.100	0.116
K	12.080	13.480	0.476	0.531
L	2.230	3.650	0.088	0.144
M	3.100	3.500	0.122	0.138
N	2.980	3.380	0.117	0.133

註 1. For MXM short lead frame, L<sub>1</sub> dimension is 2.0±0.2mm used for Part NO. ended with "S".